



# Precision targeted therapies for neurodegenerative diseases

*Pavlina Konstantinova, CSO*

*DHDRN presentation*

23 January 2023

# VectorY is developing innovative technology platforms



## PRECISION PROTEIN TARGETING AND DEGRADATION



### VecTab

*Vectorized transformative antibodies*

Targeted binding of disease-associated lipids and proteins



### VecTron

*Vectorized transformative antibody/degron fusion proteins*

Pathway specific protein degradation

## CNS DELIVERY



### VeCaps

*VectorY AAV Safe Capsids*

Efficient delivery of antibodies intracellularly in CNS, long term expression

## MANUFACTURABILITY




### ManuVec

Stable, robust, large scale AAV manufacturing, at low COGS







# Vectorized antibody pipeline

Therapies for neurodegenerative diseases with high unmet medical need

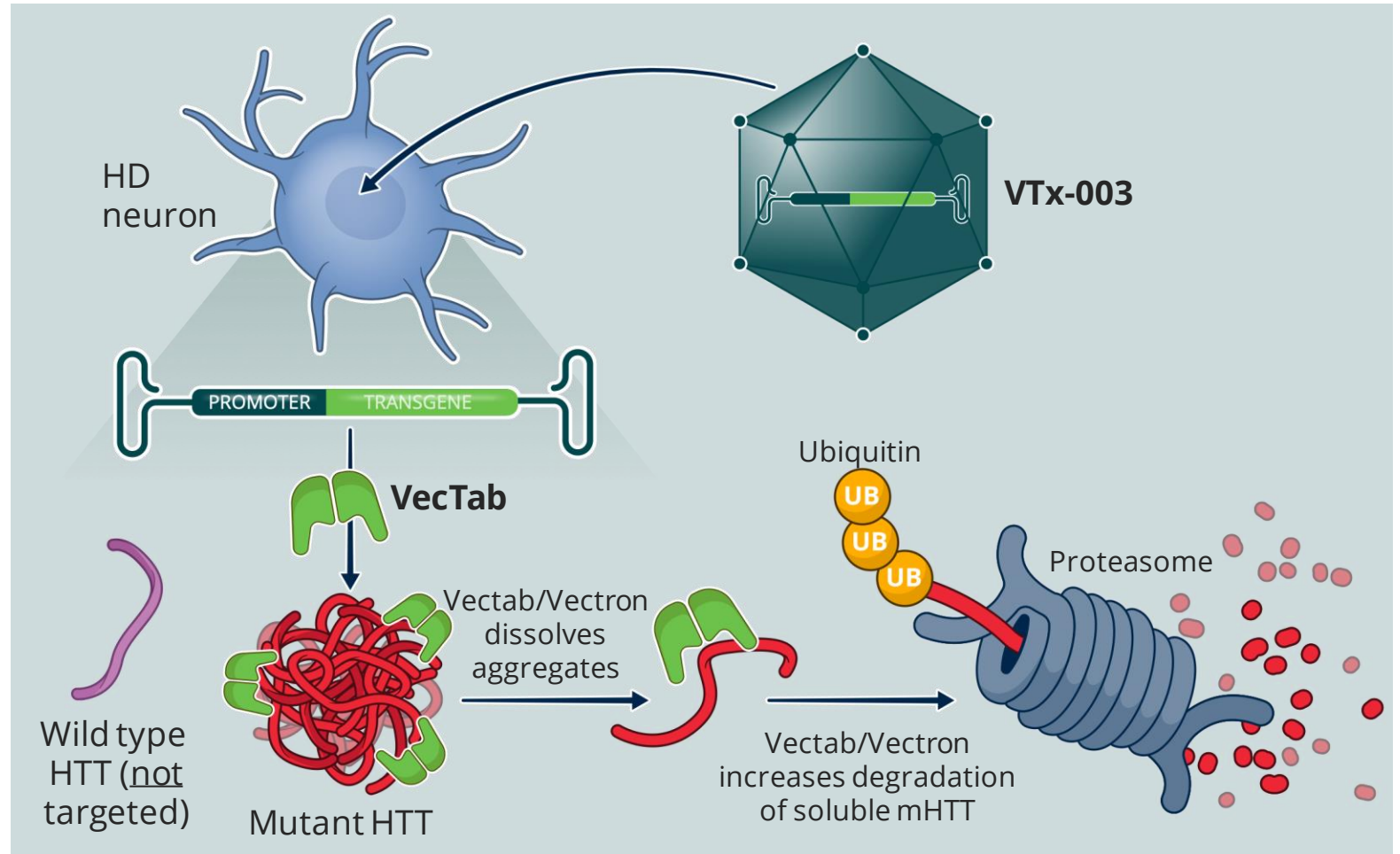
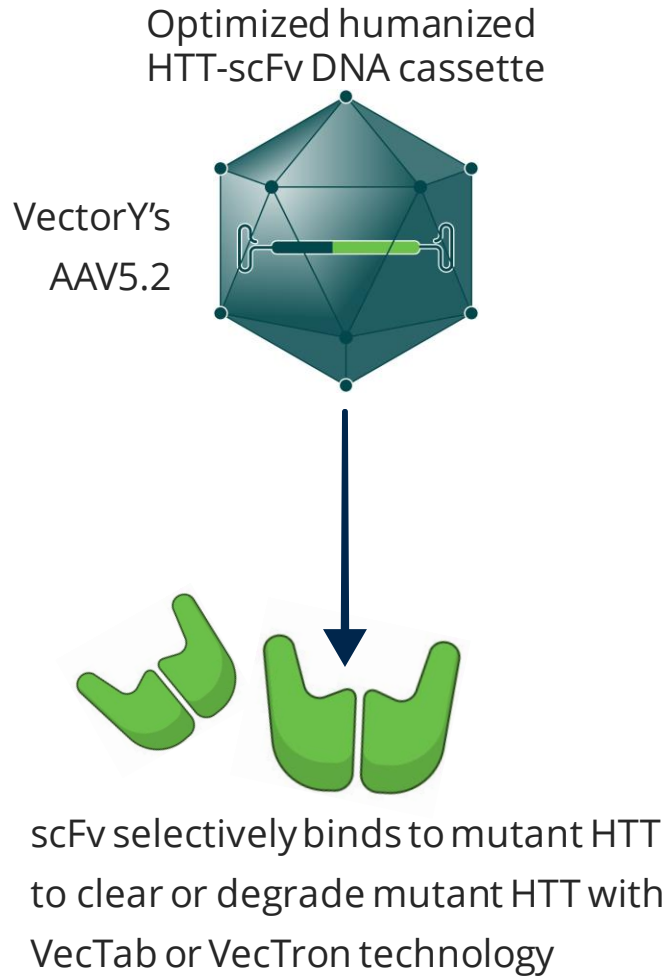


# HD treatments have shown POC but significant gap towards viable disease modifying therapy remains

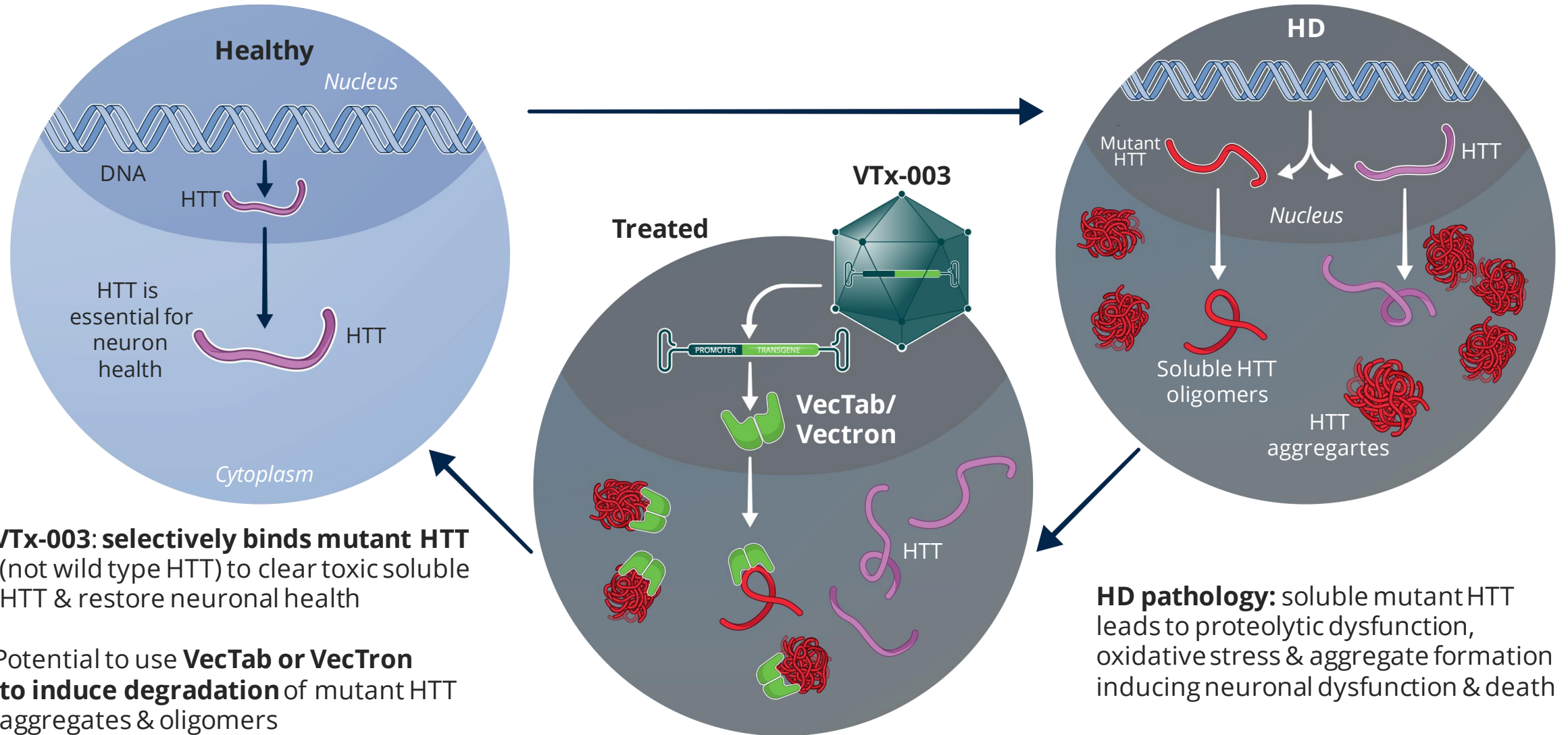


Drug	Company	MOA/Delivery	HTT reduction in R6/2 mice	Disease phenotype impact in R6/2	Clinical translation
AMT-130		AAV5-miHTT Intrastratial	40% aggregate reduction	Survival; +26 days Rotarod; +56%	Phase 1/2 – ongoing 54% mHTT reduction in CSF
Tominersen		ASO-HTT Intrathecal	No aggregate reduction 43% mRNA reduction	Survival; +23 days	Phase 3 – discontinued Lack of efficacy
WVE-003		ASO mHTT Intrathecal	NA	NA	Phase 1/2 - ongoing
VY-HTT101		AAV1-miRNA Intrastratial/thalamus	NA	NA	Phase 1b- recruiting
V0659		ASO-CAG Intrathecal	15-30% mHTT soluble and aggregated	Survival; NA Rotarod; 20% Open Field; +30% Brain volume; 0%	NA
C4-scFv	Messer et al	AAV2/1-scFv-C4	50% aggregate reduction	NA	NA
INT41		AAV6 - INT41	16-31% aggregate reduction	Cognitive function; 30% male, 100% female mice	NA
Happ1 VL12.3	Southwell et al	AAV1-Happ1 AAV1-VL12.3	30-60% aggregate reduction	Survival; none Rotarod; 10-30% (Happ1) BW; none Ventricle enlargement; 50% (Happ1)	NA

# VTx-003 program selectively targets mutant HTT



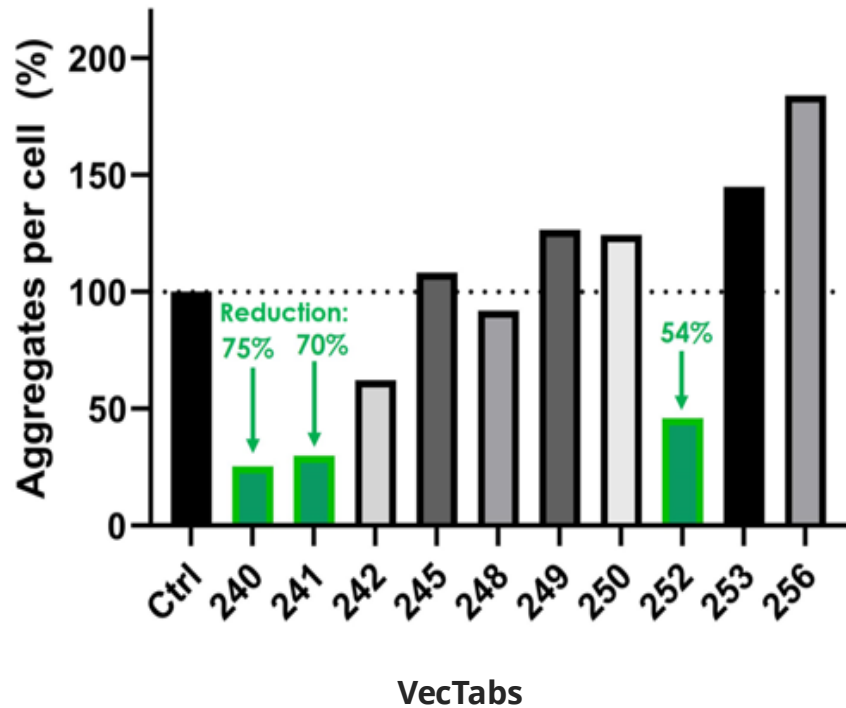
# VTx-003 dissolves mutant HTT aggregates, degrades toxic soluble monomers, preserves wt HTT



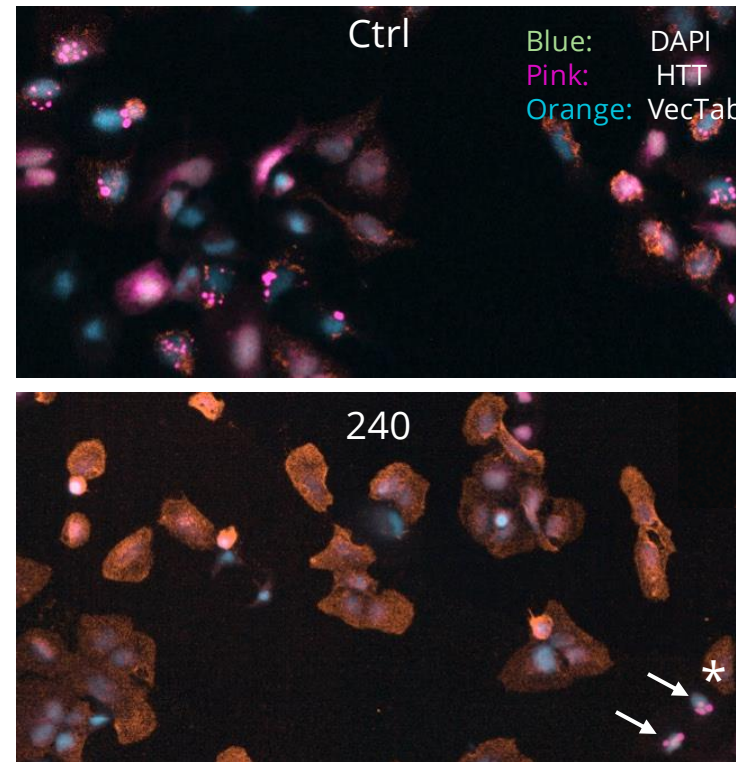
# VecTabs reduce HTT intracellular aggregates in cells



HTT VecTabs reduce HTT exon 1 aggregates *in vitro*

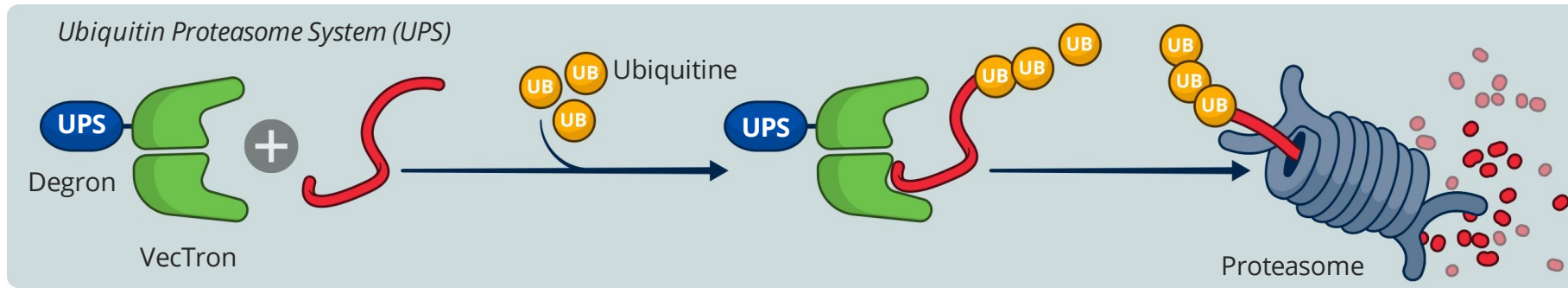


HTT VecTabs specifically reduce aggregates, not total HTT levels in U2OS cells

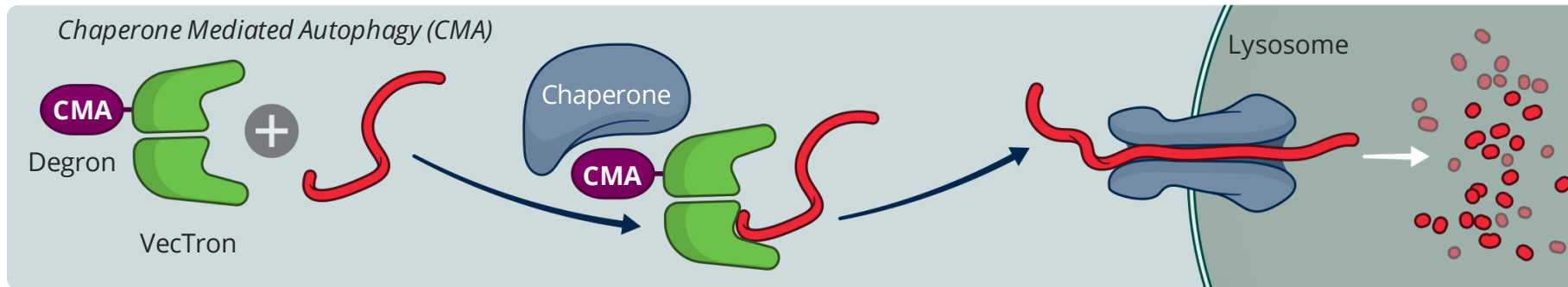


\*Arrow = Aggregates still visible in non-transfected cells

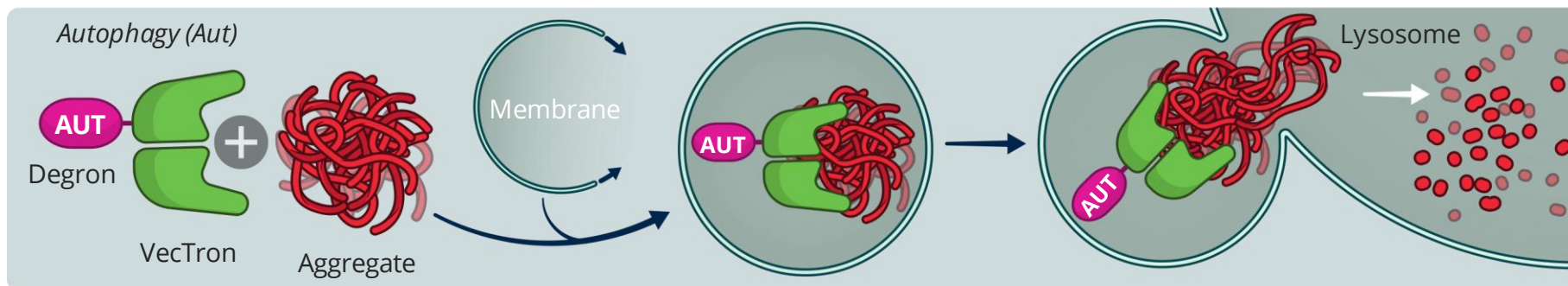
# VecTron technology directs protein-aggregate degradation to disease specific pathways



UPS VecTron<sup>®</sup> degrades soluble toxic proteins (e.g. HTT)



CMA VecTron<sup>®</sup> degrades soluble toxic proteins (e.g. αSyn)



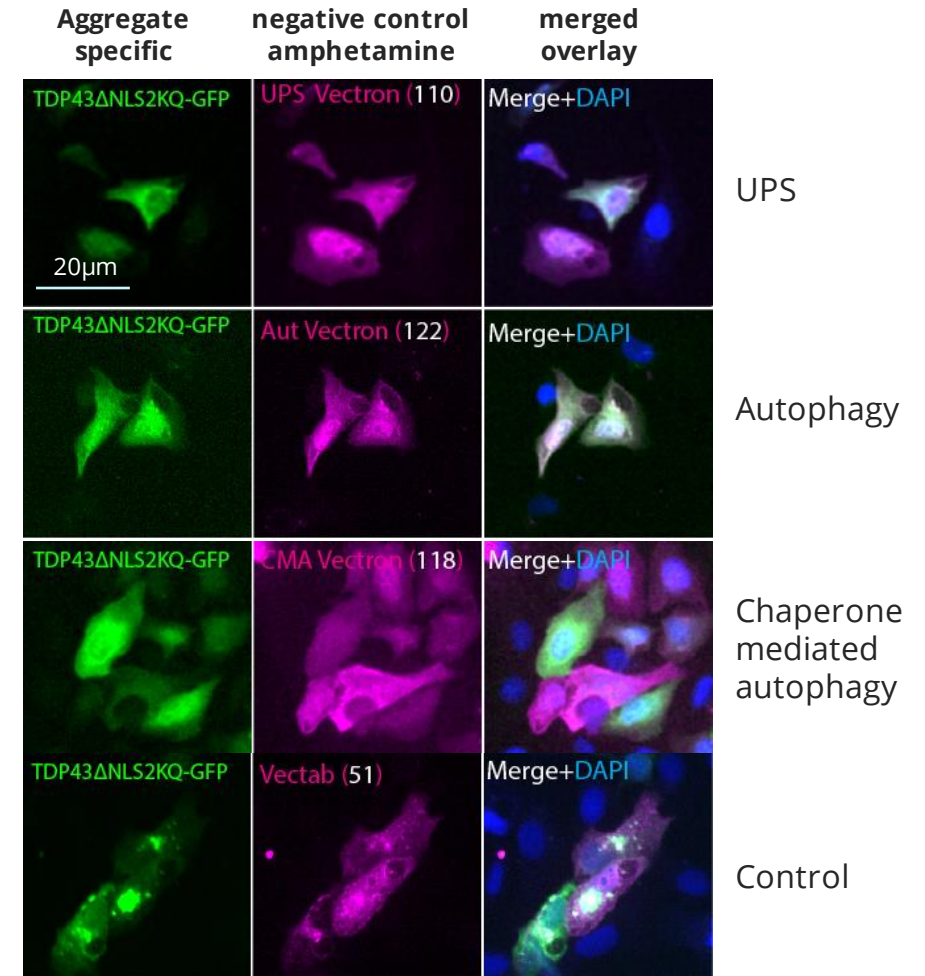
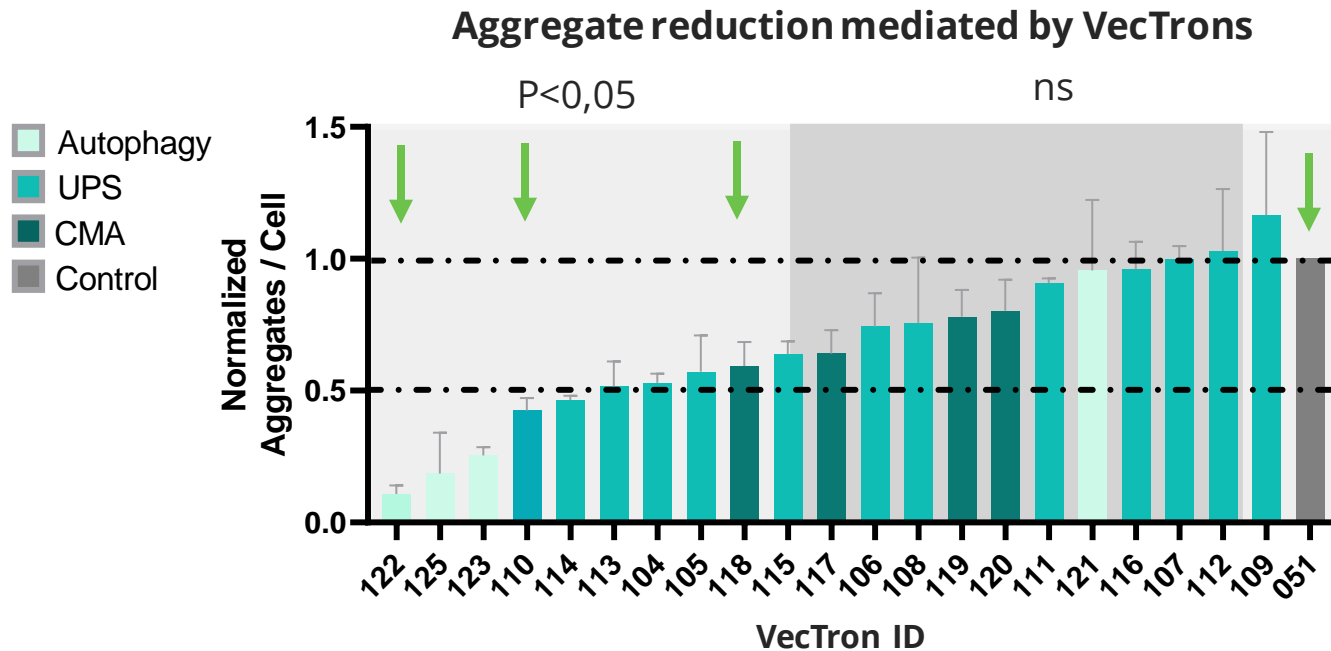
Autophagy VecTron<sup>®</sup> degrades large aggregates (e.g. HTT)



# VecTron technology converts a non-degrading VecTab into a proteolytic pathway-specific degrader

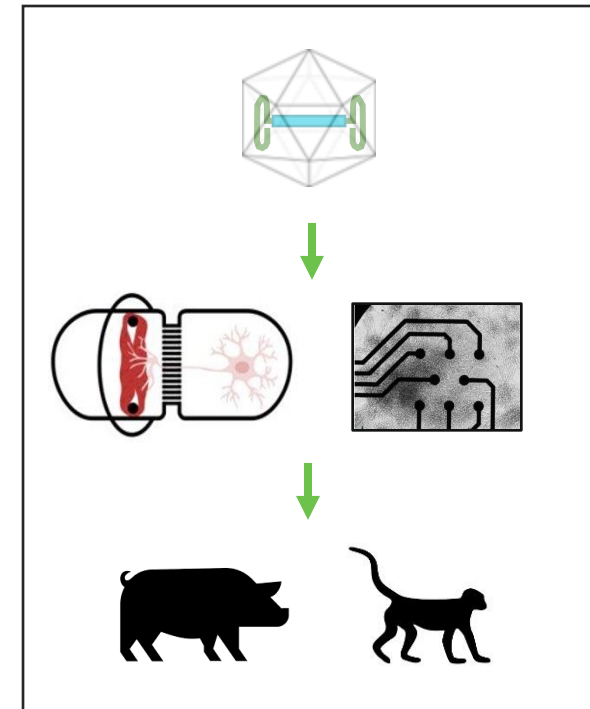
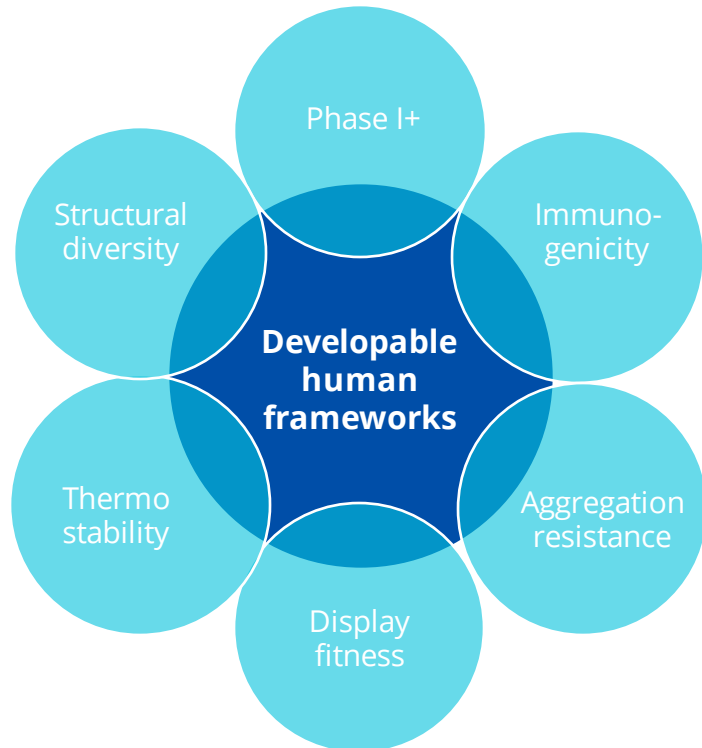
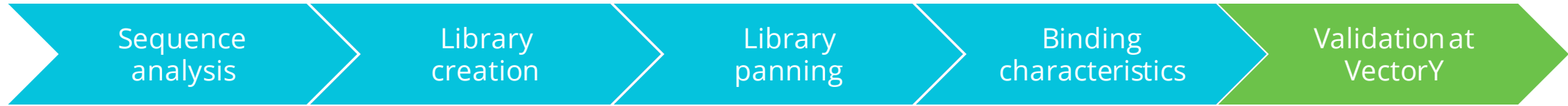


- VecTrons comprise a non-degrading VecTab combined with different degrons
- Degron library was expanded and combined with different VecTabs



Protein aggregate analysis (**left**) of images (**right**) of cells transfected with aggregate specific and control VecTrons

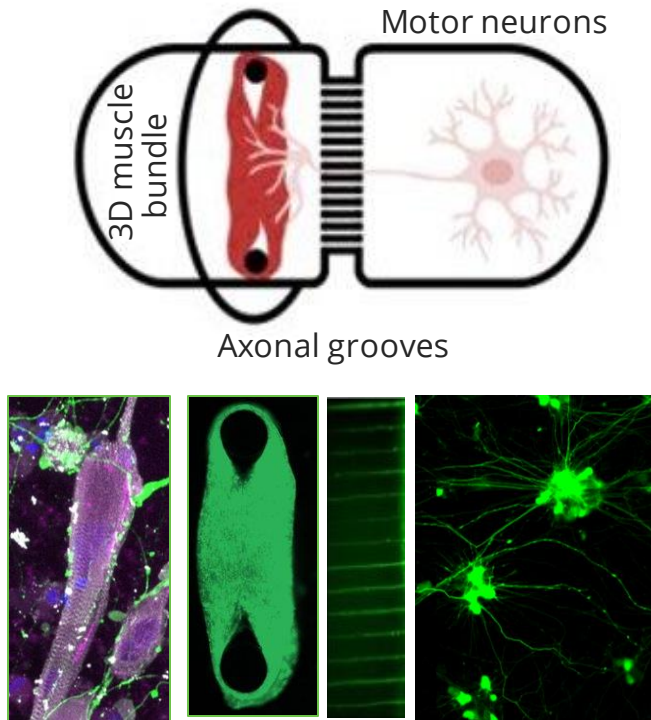
# VectorY has unique antibody expertise and know how enabling the VecTab and VecTron platforms



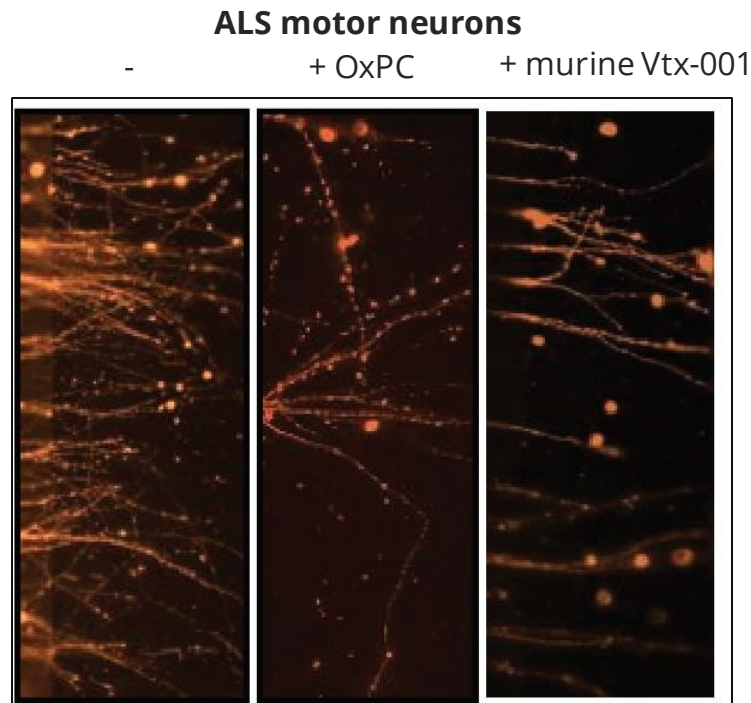
# VectorY is pioneering iPSC-derived and electrophysiology disease models for demonstration of MoA



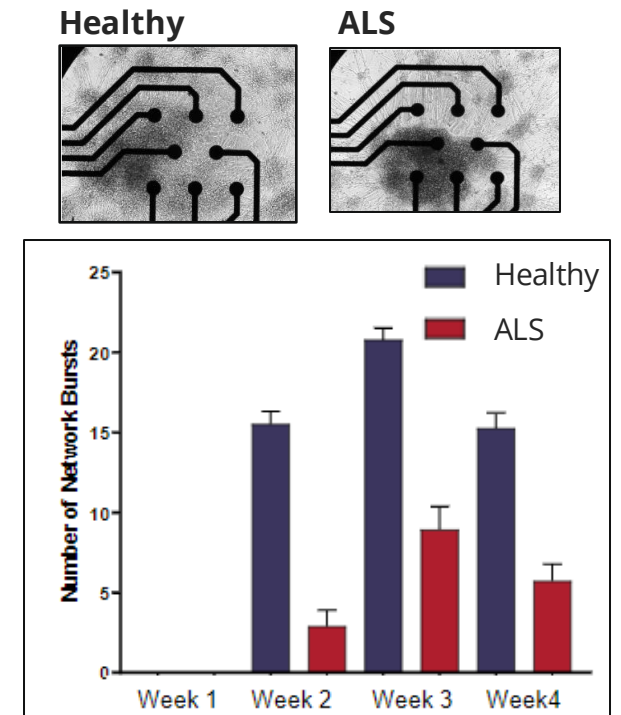
3D functional neuro-muscular junction (NMJ) device transduced with AAV5.2-GFP



OxPC-induced distal axonal pathology is recovered by VTx-001 treatment



High throughput electrophysiology device for functional damage of ALS motor neurons

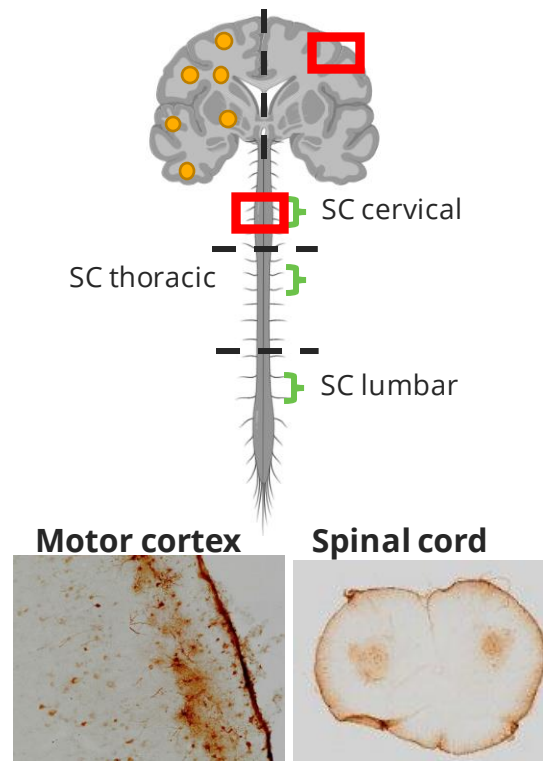
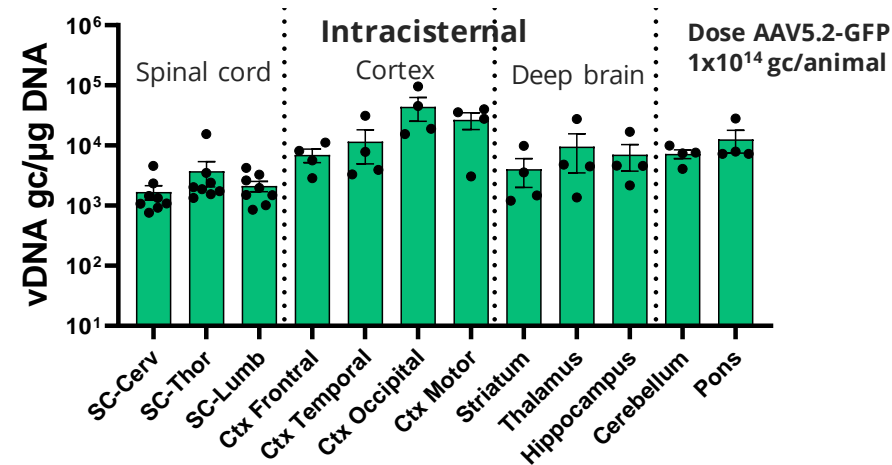
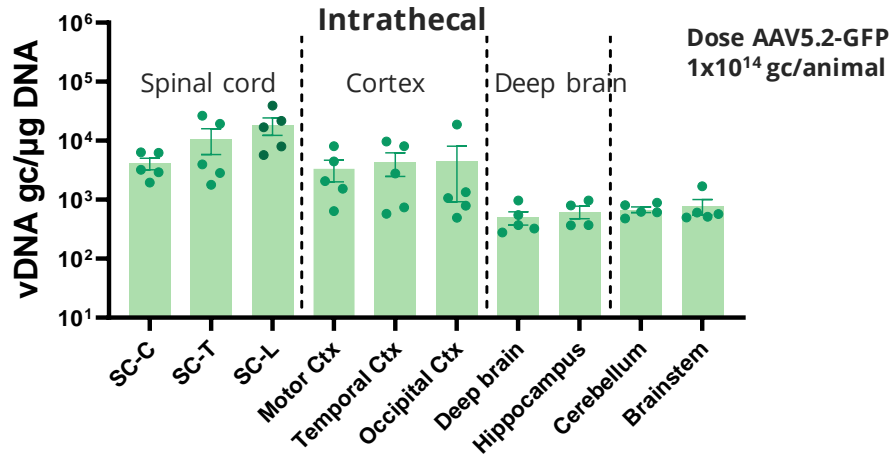


*“Successful disease-attenuating therapies tested in transgenic models harbouring ALS-associated gene mutations have failed to translate to the clinic, suggesting that genetic models may not necessarily reflect pathophysiological mechanisms underlying sporadic amyotrophic lateral sclerosis (sALS)”. Wong KJ et al. Brain Commun 2022*

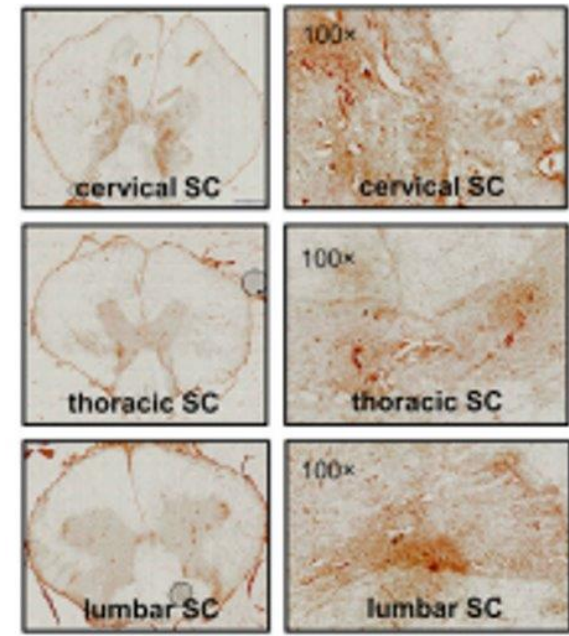
# AAV5.2 vector effectively transduces target areas in mice, rats, pigs and NHP



VectorY's AAV5.2 transduces CNS at therapeutically relevant levels estimated by clinical dose prediction model



Comparable to CNS transduction in large animals with clinically validated AAV5.2



Evers and Konstantinova; Mol Ther, 2018\*

\*AAV5.2 bidistribution also shown in: Samaranch et al, Gene Therapy 2017, Martier R and Konstantinova; Mol Ther, 2019, Valles and Konstantinova; Sc TranslMed 2021, Spronck and Konstantinova; Brain Science, 2021, Pietersz and Konstantinova; Gene Therapy, 2021, Pietersz and Konstantinova; Journal of Neurosci Meth, 2022



# Key program achievements

## VTx-003 (HTT in HD)

- ✓ Molecular MoA validated *in vitro*
- ✓ ***In vivo* POC** with HTT-VecTab in R6/2 mouse model
  - ✓ Best-in-class clearance of mutant HTT-aggregates in striatum
  - ✓ Motor deficit improvement
- ✓ Improved VecTabs and VecTrons identified, to further improve upon observed best-in-class activity



# The VectorY Talent Pool!!

Location : Amsterdam Science Park  
Staff : 65+  
PhDs : 30  
Nationalities : 15





# VectorY Therapeutics

Science Park

Matrix Innovation Center 408

1098 XH Amsterdam

[info@vectorytx.com](mailto:info@vectorytx.com)

+31 (0)20 226 80 20

[vectorytx.com](http://vectorytx.com)

 [vectorytx1](#)